



Newsletter - June 2014

ToolsWatch Team
NJ OUCHN & MJ SOLER

Tools! Lots of Tools Released!

During June 2014, we published 14 Posts with **10 News Tools**.

Organized by Date

- Wireshark v1.10.8 Released
- **[New Tool]** OWASP iOSForensic v1.0 Released
- **[New Tool]** Maligno v1.1 Released
- Lynis v1.5.6 Released
- THC-Hydra v8.0 Released
- **[New Tool]** ArchAssault v2014.06.01 – Arch Linux ISO for Penetration Testers Released
- **[New Tool]** Responder v2.0.9 – AD/Windows Environment Takeover Tool Released
- **[New Tool]** Automater v2.0 – Information Gathering Tool Released
- PESTudio v8.29 – Static Investigation of Executables Released
- **[New Tool]** Antak WebShell – PowerShell Console Released
- **[New Tool]** YASAT v755 (Yet Another Stupid Audit Tool) Released
- **[New Tool]** MazeBolt DDoS Simulation SaaS Released
- **[New Tool]** Snoopy v0.1 – Tracking and Profiling Mobiles Users Released
- **[New Tool]** Shellter v1.0 A Dynamic ShellCode Injector – Released

Black Hat USA 2014: Arsenal Tools Speaker List



We are very pleased to announce that Black Hat Team has released the Lineup for Arsenal Vegas 2014. BH Arsenal is a Tool/Demo area where independent researchers and the open source community will showcase some awesome weapons.



<http://www.toolswatch.org/?p=45832>

Developer Corner

This is a **new section** where some developers have the possibility to tell us about their tools.



Find Vulnerabilities in your Web Applications with Netsparker

Malicious hackers are constantly looking for vulnerable web applications to hack into and steal sensitive business intelligence data, customer information, credit card numbers and more.

The more your business relies on web applications the more of a target these web applications become because they are available 24/7 and are unprotected. Web application vulnerabilities can be automatically detected and are easily exploited.

You can find web application vulnerabilities such as **SQL Injection** and **Cross-site Scripting (XSS)** with the Netsparker Web Application Security Scanner before hackers do and ensure that your web applications, business operations and reputation are protected. Netsparker is the only fully automated **False Positive Free** web application security scanner that detects vulnerabilities on websites and in web applications and reports extensive details about every detected vulnerability.

The screenshot shows the Netsparker interface with a detected SQL Injection vulnerability. The main content area displays the following information:

- URL:** `http://localhostsparker/artist.aspx?name=(select_convert(int,CHAR(95)+CHAR(33)+CHAR(64)+CHAR(50)+CHAR(100)+CHAR(108)+CHAR(105)+CHAR(101)+CHAR(109)+CHAR(109)+CHAR(97)) FROM syscolumns)`
- EXTRACTED DATA:** `microsoft sql server 2000 - 8.00.194 (intel x86)
 aug 6 2000 00:57:48
 copyright (c) 1988-2000 microsoft corporation
 developer edition on windows nt 5.2 (build 3790: service pack 2)
`
- PARAMETER NAME:** name
- PARAMETER TYPE:** Querystring
- ATTACK PATTERN:** `(select_convert(int,CHAR(95)+CHAR(33)+CHAR(64)+CHAR(50)+CHAR(100)+CHAR(108)+CHAR(105)+CHAR(101)+CHAR(109)+CHAR(109)+CHAR(97)) FROM syscolumns)`

VULNERABILITY DETAILS

Netsparker identified an SQL injection, which occurs when data input by a user is interpreted as an SQL command rather than as normal data by the backend database. This is an extremely common vulnerability and its successful exploitation can have critical implications. Netsparker **confirmed** the vulnerability by executing a test SQL query on the backend database.

IMPACT

Depending on the backend database, the database connection settings and the operating system, an attacker can mount one or more of the following type of attacks successfully:

- Reading, updating and deleting arbitrary data or tables from the database
- Executing commands on the underlying operating system

ACTIONS TO TAKE

1. See the remedy for solution.
2. If you are not using a database access layer (DAL), consider using one. This will help you centralize the issue. You can also use ORM (object relational mapping). Most of the ORM systems use only parameterized queries and this can solve the whole SQL injection problem.
3. Locate all of the dynamically generated SQL queries and convert them to parameterized queries. (If you decide to use a DAL/ORM, change all legacy code to use these new libraries.)
4. Use your weblogs and application logs to see if there were any previous but undetected attacks to this resource.

REMEDY

A robust method for mitigating the threat of SQL injection-based vulnerabilities is to use parameterized queries (prepared statements). Almost all modern languages provide built-in libraries for this. Wherever possible, do not create dynamic SQL queries or SQL queries with string concatenation.

REQUIRED SKILLS FOR SUCCESSFUL EXPLOITATION

There are numerous freely available tools to exploit SQL injection vulnerabilities. This is a complex area with many dependencies; however, it should be noted that the numerous resources available in this area have raised both attacker awareness of the issues and their ability to discover and leverage them. SQL injection is one of the most common web application vulnerabilities.

CLASSIFICATION

PCI 3.0	6.5.1
PCI 2.0	6.5.1
PCI 1.2	6.5.2
OWASP 2010	A1
OWASP 2013	A1
CWE	89
CAPEC	66
WASC	19

Netsparker is the only False-positive-free web application security scanner

www.netsparker.com

Tools! Lots of Tools Released!

Wireshark v1.10.8 Released

Wireshark is the world's foremost network protocol analyzer. It lets you capture and interactively browse the traffic running on a computer network. It is the de facto (and often de jure) standard across many industries and educational institutions.



<http://www.toolswatch.org/?p=45843>

[New Tool] OWASP iOSForensic v1.0 Released

iosForensic is a python tool to help in forensics analysis on iOS. It get files, logs, extract sqlite3 databases and uncompress .plist files in xml. It is licensed under the GNU GPL v3 License.



<http://www.toolswatch.org/?p=45840>

[New Tool] Maligno v1.1 Released

Maligno is an open source penetration testing tool that serves Metasploit payloads. It generates shellcode with msfvenom and transmits it over HTTP or HTTPS. The shellcode is encrypted with AES and encoded with Base64 prior to transmission. Maligno is licensed under the FreeBSD license.



<http://www.toolswatch.org/?p=45823>

Lynis v1.5.6 Released

Lynis is an auditing tool which tests and gathers (security) information from Unix based systems. The audience for this tool are security and system auditors, network specialists and system maintainers.



<http://www.toolswatch.org/?p=45217>

THC-Hydra v8.0 Released

THC-Hydra – the best parallized login hacker: for Samba, FTP, POP3, IMAP, Telnet, HTTP Auth, LDAP, NNTP, MySQL, VNC, ICQ, Socks5, PCNFS, Cisco and more. Includes SSL support and is part of Nessus.



<http://www.toolswatch.org/?p=45202>

[New Tool] ArchAssault v2014.06.01 – Arch Linux ISO for Penetration Testers Released

The ArchAssault Project is an Arch Linux derivative for penetration testers, security professionals and all-around Linux enthusiasts. This means we import the vast majority of the official upstream Arch Linux packages, these packages are unmodified from their upstream source.



<http://www.toolswatch.org/?p=45199>

[New Tool] Responder v2.0.9 – AD/Windows Environment Takeover Tool Released

Responder is a LLMNR, NBT-NS and MDNS poisoner, with built-in HTTP/SMB/MSSQL/FTP/LDAP rogue authentication server supporting NTLMv1/NTLMv2/LMv2, Extended Security NTLMSSP and Basic HTTP authentication.



<http://www.toolswatch.org/?p=45189>

[New Tool] Automater v2.0 – Information Gathering Tool Released

Automater is a URL/Domain, IP Address, and Md5 Hash OSINT tool aimed at making the analysis process easier for intrusion Analysts.



<http://www.toolswatch.org/?p=45174>

PEStudio v8.29 – Static Investigation of Executables Released

PEStudio is a unique tool that performs the static investigation of 32-bit and 64-bit executable. PEStudio is free for private non-commercial use only.



<http://www.toolswatch.org/?p=45072>

[New Tool] Antak WebShell – PowerShell Console Released

Antak is a webshell written in C#.Net which utilizes powershell. Antak is a part of Nishang.



<http://www.toolswatch.org/?p=45058>

[New Tool] YASAT v755 (Yet Another Stupid Audit Tool) Released

YASAT (Yet Another Stupid Audit Tool) is a simple stupid audit tool. Its goal is to be as simple as possible with minimum binary dependencies (only sed, grep and cut). Second goal is to document each test with maximum information and links to official documentation.



<http://www.toolswatch.org/?p=45044>

[New Tool] MazeBolt DDoS Simulation SaaS Released

MazeBolt DDoS Simulation offers a real-time, controlled DDoS attack on your network providing you with actionable insights on your current security posture. The simulation is an attack which replicates some of the most sophisticated attacks seen in recent years.



<http://www.toolswatch.org/?p=45040>

[New Tool] Snoopy v0.1 – Tracking and Profiling Mobiles Users Released

Snoopy is a distributed tracking and profiling framework which can perform interesting tracking and profiling of mobile users through the use of WiFi.



<http://www.toolswatch.org/?p=45034>

[New Tool] Shellter v1.0 A Dynamic ShellCode Injector – Released

Shellter is a dynamic shellcode injection tool aka dynamic PE infector. It can be used in order to inject shellcode into native Windows applications (currently 32-bit apps only). The shellcode can be something yours or something generated through a framework, such as Metasploit.



<http://www.toolswatch.org/?p=44999>

Papers

(IN)SECURE Magazine Issue #42 Released

(IN)SECURE Magazine is a freely available digital security magazine discussing some of the hottest information security topics.



<http://www.toolswatch.org/?p=45818>



Do you have or know tools to be published?

Don't hesitate and contact us, send it!

<http://www.toolswatch.org/submit-a-tool/>

Developer Corner

This is a new section where some developers have the possibility to tell us about their tools.

In this month the following tools:

- **Jan Seidl** with GoldenEye: A brief history about his tool and how has changed.
- **Beenu Arora** with Hook Analyser.

GoldenEye

GoldenEye is a HTTP/S Layer 7 Denial-of-Service Testing Tool. It uses KeepAlive (and Connection: keep-alive) paired with Cache-Control options to persist socket connection busting through caching (when possible) until it consumes all available sockets on the HTTP/S server, by [Jan Seidl](#).

When I first presented Golden Eye to the world at Hackers 2 Hackers Conference in Brazil back in 2012 as a side-note release on my “Super effective denial of service attacks” I had no idea that the project would have the expression that now, over one and a half year.

Back in 2009, I had watched to [a presentation by Nelson Brito](#) on Hackers 2 Hackers Conference on using randomness and unpredictable behavior to avoid detection. The desire to fiddle with randomness and deceiving software detection started right there. In parallel, there was a discussion going about denial-of-service attacks being trivial to detect and block.

I first started the project in order to make a few tweaks in Barry Shteiman’s HULK (HTTP Unbearable Load King) in order to bypass [a mod security mitigation for that was very flaky](#) (it relied on a certain Python’s urllib2 characteristic -- always sending headers in the same order). It began very simple, I extended Barry’s current code and just got rid of urllib2 and replaced with httplib. It did the trick, the signature was now foiled and HULK was alive again.

I wasn’t satisfied with the current state of my mods since it was still possible to detect and stop through (many) other means. I started pulling out features that would add a more unpredictable behavior without being natural (off the RFC, common/valid values and such). Despite from randomizing the HTTP headers’ order, I’ve randomized their quantity and values, the HTTP methods used, the querystring data generator routine and such. Soon it became something completely different than the original HULK code and gained it’s own name, Golden Eye, as an anecdote with LOIC, the infamous HTTP Flooder.

```
jseidl@sirius:~/Development/GoldenEye | 10x15 | pts/6
(2014-01-10 15:46:2)(~/Development/GoldenEye) ./goldeneye.py -h
-----
USAGE: ./goldeneye.py <url> [OPTIONS]
-----
OPTIONS:
  Flag           Description                                     Default
  -w, --workers  Number of concurrent workers                 (default: 50)
  -s, --sockets  Number of concurrent sockets                 (default: 30)
  -m, --method   HTTP Method to use 'get' or 'post' or 'random' (default: get)
  -d, --debug    Enable Debug Mode [more verbose output]      (default: False)
  -h, --help     Shows this help
-----
(2014-01-10 15:46:2)(~/Development/GoldenEye) | (jseidl@sirius:pts/6)
```


After H2HC, I had the opportunity to present that same talk (and thus Golden Eye) to several conferences in Brazil and it started to get a some local attention. Later in 2013 I submitted to PacketStorm tools and it started to get some global visibility.

A time after that I was fooling around with hacking over mobile on my personal phone and thought: *If a device this size could run Golden Eye, it would be interesting.* Although that could be done by running linux or trying to hack Python to work into the native OS, I decided to swallow my self-respect and learn Java to port the Python program natively to the Android platform. Golden Eye mobile was born.

The mobile version not only worked but it performed *better* than the Python one. I was outraged. How could this be happening? Where are the Python nordic viking gods now? After some research, I saw that the GIL (Global Interpreter Lock) -- a threading feature on Python was slowing me down and I needed to switch from multi-threading to multiprocessing because "[*This lock is necessary mainly because CPython's memory management is not thread-safe*](#)". I had to make major modifications to the Python implementation but it got the job done and made the 2.0 version release. Finally Python was winning over Java again and I could sleep in peace.

In January, I had the pleasure of having this release posted this release on ToolsWatch and it helped gaining more and more global users and reposts on other several sites.

Earlier this year I found out that [Juniper Netscreen IDS had rolled out a signature for GoldenEye](#) so I quickly downloaded their signature database (it was openly available) and realized that I've left some legacy HULK code that wasn't made to be stealth: Referers and User-Agents. I've left only search-engine's referrals and started picking random user agents from a precompiled extensive file.

Then [some guy at Emerging Threats' emerging-sigs mailing-list posted a signature for Golden Eye](#) also, this time for Snort. I decided to quit picking user-agents from a list and [made a random generator](#). Also some more tweaks and BAM, another signature busted. Release 2.1 was rolled out and announced through a [blog post](#) and on [my twitter account](#). A few days later was also published on ToolsWatch again! The following month several other sites reposted this release, several twitter accounts mentioned the tool and several other retweeted them. It was the most successful release so far!


```
jseidl@sirius:~/Development/GoldenEye | 120x9 | pts/6
(2014-01-10 15:48:Z)(~/Development/GoldenEye) ./goldeneye.py http://test.local (jseidl@sirius:pts/6)
GoldenEye firing!
Hitting webservice in mode get with 50 workers running 30 connections each
Initiating monitor
^CCTRL+C received. Killing all workers
Shutting down GoldenEye
(2014-01-10 15:49:Z)(~/Development/GoldenEye) | (jseidl@sirius:pts/6)
```

In May I was presenting GoldenEye (along with other privacy-related presentation) at Forum Internacional do Software Livre (International Free Software Forum) at Porto Alegre, Brazil and had the pleasure to meet Torsten Gröte from the F-Droid project, which added the GoldenEye Mobile APK to the project and now people can download up-to-date Golden Eye APKs that otherwise would have been pulled out from the Google Play Store due the nature of the tool.

Another great friend I made there was João Eriberto, a brazilian Debian Maintainer. We met at random during lunch, talked for a while and after some more talk he had ready a debian package for Golden Eye that is on the verge of entering the main repository.

I also found out that Golden Eye is on the official repository of [BlackArch](#) and [ArchAssault](#) Linux pentesting distributions. I hope someday someone will be brave to maintain a package for Kali and many other distributions, even the installation process from the git repository being trivial.

So far, the numbers are: 2 IDS signatures (Juniper Netscreen and Snort), 3 linux distribution's repositories, 18 blog posts, 30+ tweets, tons of presentation, repository and website views and counting! I'm happy that the tool is being appreciated and helpful for many people! It's good to pay back to the community after having relied on its tools when learning most of which I know by now.



Jan Seidl is a passionate for *NIX, BSD, C & Python. Security professional and researcher, recently focused on SCADA security, dedicated pentester and malware reverse analyst with large experience administering servers, networks and applications' security. Author of the book "Segurança de Automação Industrial and SCADA" (pt_BR) and the infosec blog <http://wroot.org> and is currently CTO from TI Safe Segurança da Informação.

Hook Analyser

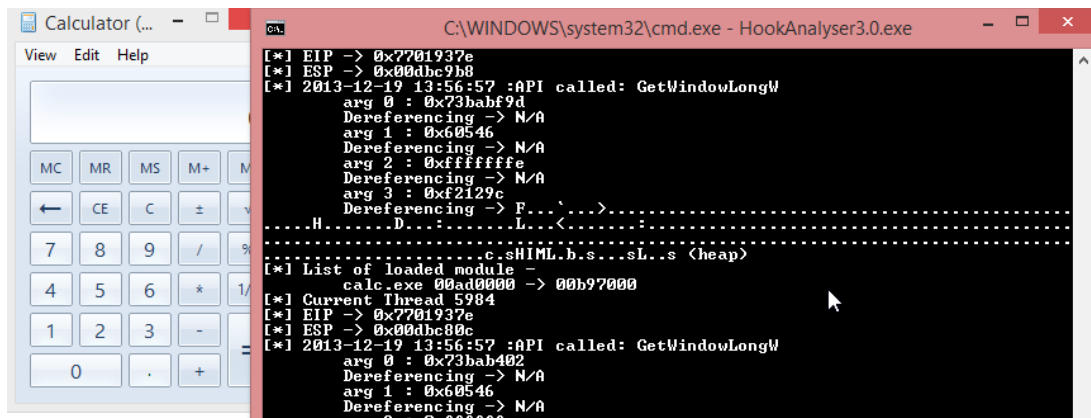
Hook Analyser is a freeware application which allows an investigator/analyst to perform “static & run-time / dynamic” analysis of suspicious applications, also gather (analyse & co-related) threat intelligence related information (or data) from various open sources on the Internet, by **Beenu Arora**.

The project/utility has six (6) key functionalities -

1. **Spawn and Hook to Application** - This feature allows analyst to spawn an application, and hook into it. The module performs the following:
 - a. PE validation
 - b. Static malware analysis.
 - c. Other options (such as pattern search or dump all)
 - d. Type of hooking (Automatic, Smart or manual)
 - e. Spawn and hook

With the ‘hook’ module, there are three types of hooking being supported -

- a) Automatic - The tool will parse the application import tables, and based upon that will hook into specified APIs
- b) Manual - On this, the tool will ask end-user for each API, if it needs to be hooked.
- c) Smart - This is essentially a subset of automatic hooking however, excludes uninteresting APIs.



Spawn and Hook

2. **Hook to a specific running process**-The option allows analyst to hook to a running (active) process. The module performs the following operations –

- a. List all running process
- b. Identify the running process executable path.
- c. Perform static malware analysis on executable (fetched from process executable path)
- d. Other options (such as pattern search or dump all)
- e. Type of hooking (Automatic, Smart or manual)
- f. Hook to a specific running process
- g. Hook and continue the process

```
beenudel1986[at]gmail[dot]com
05/2014 Hook Analyser 3.1 <with CyberThreat Intelligence>
Do Visit www.BeenuArora.com & www.HookAnalyser.com
Usage - Interactive : HookAnalyser3.1.exe
For bugs and improvements - Please send an email

[*] Welcome to HookAnalyser Interactive Mode

[1] Spawn and Hook to Application
[2] Hook to a specific running process
[3] Perform Static Malware Analysis
[4] Application crash analysis
[5] Exe Extractor <from Process>
[6] Cyber Threat Intelligence <new>
[7] Batch Malware Analysis <new>

[-] Please enter your choice [1/2/3/4/5/6/7] :2
[-] Listing all active processes
0 - System Idle Process
4 - System
608 - smss.exe
796 - csrss.exe
876 - wininit.exe
892 - csrss.exe
936 - winlogon.exe
976 - services.exe
984 - lsass.exe
532 - svchost.exe
584 - svchost.exe
596 - dwm.exe
1028 - nvsvc.exe
1076 - nvSCPAPISvr.exe
1104 - nvxdsync.exe
1112 - nvsvc.exe
1168 - svchost.exe
1216 - svchost.exe
1308 - svchost.exe
1380 - svchost.exe
1552 - svchost.exe
```

Hook to a Process

3. **Static Malware Analysis** - This module is one of the most interesting and useful module of Hook Analyser, which performs scanning on PE or Widows executables (and DLLs) to identify potential malware traces.

- a. PE file validation
- b. Signed file/malware detection and certificate extraction
- c. CRC and timestamps validation
- d. PE properties such as Image Base, Entry point, sections, subsystem
- e. TLS entry detection.

- f. Entry point verification (if falls in suspicious section)
- g. Suspicious entry point detection
- h. Packer detection
- i. Signature trace (extended from malware analyser project), such as Anti VM aware, debug aware, keyboard hook aware etc. This particular function searches for more than 20 unique malware behaviours (using 100's of signature).
- j. Import Intel scanning.
- k. Deep search (module)
- l. Online search of MD5 (of executable) on Threat Expert.
- m. String dump (ASCII)
- n. Executable file information
- o. Hexdump
- p. PEfile info dumping
- q. ...and more.

```

[-] Claimed: 0
[-] Actual: 4018323
[+] Verifying timestamp from file
[-] Timestamps seems fine
[-] Compile time : [Fri May 25 09:26:27 2012 UTC]
[-] Image Base : 0x4000000
[-] Address Of Entry Point: 0x320F0L
[-] Number of R00 and Sizes: 16
[-] Subsystem: IMAGE_SUBSYSTEM_WINDOWS_CUI
[-] Searching for TLS entries..
[-] No TLS entries identified..
[-] Found Entry Point at section: UPX1
[!] Entry point is suspicious
[!] Executable seems to be packed using : UPX 2.93 (LZMA)
[-] Identifying suspicious section
[!] Sections are suspicious
Section Name: IMAGE_SECTION_HEADER      Entropy 0.0

IMAGE_SECTION_HEADER]
0x1E0  0x0  Name:                UPX0
0x1E8  0x8  Misc:                 0x24000
0x1E8  0x8  Misc_PhysicalAddress: 0x24000
0x1E8  0x8  Misc_VirtualSize:    0x24000
0x1EC  0xC  VirtualAddress:       0x1000
0x1F0  0x10 SizeOfRawData:        0x0
0x1F4  0x14 PointerToRawData:   0x400
0x1F8  0x18 PointerToRelocations: 0x0
0x1FC  0x1C PointerToLinenumbers: 0x0
0x200  0x20 NumberOfRelocations: 0x0
0x202  0x22 NumberOfLinenumbers: 0x0
0x204  0x24 Characteristics:  0xE0000080

[!] Sections are suspicious
Section Name: IMAGE_SECTION_HEADER      Entropy 7.97543647309

IMAGE_SECTION_HEADER]
0x208  0x0  Name:                UPX1
0x210  0x8  Misc:                 0xE000
0x210  0x8  Misc_PhysicalAddress: 0xE000
0x210  0x8  Misc_VirtualSize:    0xE000
0x214  0xC  VirtualAddress:       0x25000
0x218  0x10 SizeOfRawData:        0x0
0x21C  0x14 PointerToRawData: 0x400
0x220  0x18 PointerToRelocations: 0x0
0x224  0x1C PointerToLinenumbers: 0x0
0x228  0x20 NumberOfRelocations: 0x0
0x22A  0x22 NumberOfLinenumbers: 0x0
0x22C  0x24 Characteristics:  0xE0000040

[!] Sections are suspicious
Section Name: IMAGE_SECTION_HEADER      Entropy 7.1149439645

IMAGE_SECTION_HEADER]
0x230  0x0  Name:                .rsrc
0x238  0x8  Misc:                 0x10000
0x238  0x8  Misc_PhysicalAddress: 0x10000
0x238  0x8  Misc_VirtualSize:    0x10000
0x23C  0xC  VirtualAddress:       0x33000
0x240  0x10 SizeOfRawData:        0xF000
0x244  0x14 PointerToRawData: 0xE200
0x248  0x18 PointerToRelocations: 0x0
0x24C  0x1C PointerToLinenumbers: 0x0
0x250  0x20 NumberOfRelocations: 0x0
0x252  0x22 NumberOfLinenumbers: 0x0
0x254  0x24 Characteristics:  0xC0000040

[!] The import table count is very low. This is suspicious
[!] Executable could change DEP setting. This is suspicious
[!] Executable is potentially anti-debug aware
[-] Extracting file information from executable

[-] Performing deep search. There may be false positives, please verify manually

[!] Found 1 traces of NOP instructions (a potential shellcode - Suspicious)

[!] Found 10 traces of potential filename
[!] Found 119 traces of potential MZ header
[!] Found 2 traces of unescape shellcode
[!] Found 2 traces of potential UBA macros
[!] Found 4 traces of UPX header
[!] Found 54 traces of potential PE header
[!] Found 1 traces of blacklisted string

```

Static Analysis

4. **Application crash analysis** - This module enables exploit researcher and/or application developer to analyse memory content when an application crashes. This module essentially displays data in different memory register (such as EIP).

- Application crash analysis video demonstration:
<http://www.youtube.com/watch?v=msYo7pPsu6A>

5. **Exe extractor** - This module essentially extracts executables from running process/s, which could then be further analysed using Hook Analyser, [Malware Analyser](#) or other solutions. This module is useful for incident responders.

6. **Cyber Threat Intelligence** - This module is being created to gather, analyse and visualise information related to Cyber Threats and vulnerabilities. The module can be run using HookAnalyser.exe (via Option 6), or can be run directly.

Demo videos : [#1](#) and [#2](#)

The module present information on a web browser (with dashboard alike representation). It has three (3) presentations -

- Global threat landscape
- Keyword based intelligence
- IP based intelligence

Cyber Intelligence - Trends and Statistics

[Global Threat Landscape](#) [Keyword based Cyber Intelligence](#) [IP based Cyber Intelligence](#)

Menu

- [Threat Landscape - by Country](#)
- [Threat Landscape - by Geography](#)
- [Vulnerability Feeds](#)
- [Top-50 Suspicious IPs](#)
- [Suspicious ASNs](#)
- [Malware Intelligence](#)

Other active projects and initiatives

- [Malware Analyser](#)
- [Incident Analyser](#)

Cyber Intelligence blog

- [Blog's Link](#)

Author's Home

- [Beenu Arora](#)

Contact Author - For feedback or suggestions

Please enter the requested information and message below, then click the Send button.

Your name

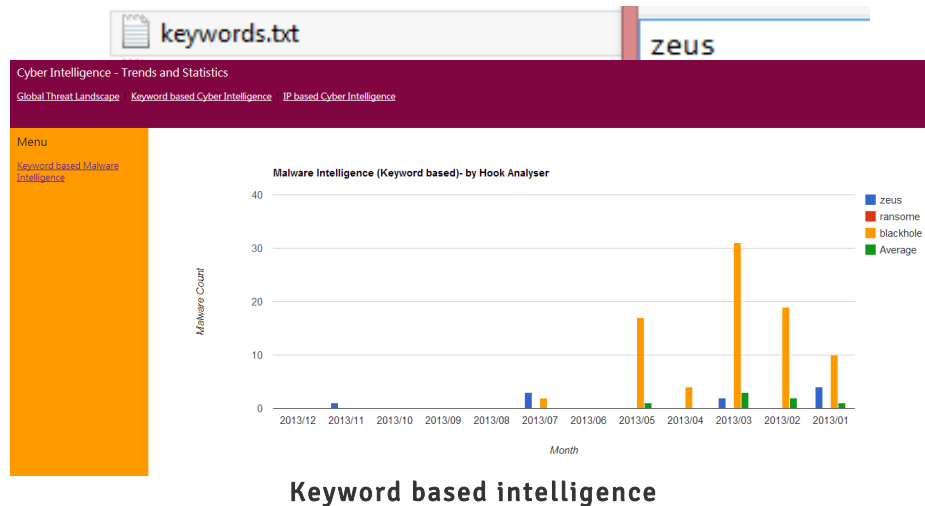
Your Email Address

Subject

Message

Cyber Threat Intelligence

- Keyword based intelligence - You can insert keywords into the text file - keywords.txt and the software will attempt to extract information related to them.



Beenu Arora is working as a Cyber security professional at a highly-reputed professional services consulting firm (in Melbourne) and has over six years of Information Technology (IT) security experience in the design, implementation and auditing of complex information systems, with more than five years of experience in the security strategy & operations for resources industry. He has been known for releasing free and open source softwares /solutions.

vFeed

The Open Source Cross-linked Local Vulnerability Database

- Security Standards: CVE, CWE, CPE, OVAL, CAPEC, CVSS, and more!
- Vulnerability Assessment & Exploitation IDs.
- Vendors Security Alerts.

<https://github.com/toolswatch/vFeed>